


6 Times Table and Division Facts



1)

a) Complete the sentences about the array.



There are ____ equal rows.

There are ____ in each row.

There are ____ altogether.

b) Write a fact family to match the array above.

$$\underline{\quad} \times \underline{\quad} = \underline{\quad} \quad \underline{\quad} \div \underline{\quad} = \underline{\quad}$$

$$\underline{\quad} \times \underline{\quad} = \underline{\quad} \quad \underline{\quad} \div \underline{\quad} = \underline{\quad}$$

2) Use doubling to calculate the missing multiples from the 3 and 6 times tables.

$$6 \text{ groups of } 3 = \square$$

$$11 \times 3 = \square$$

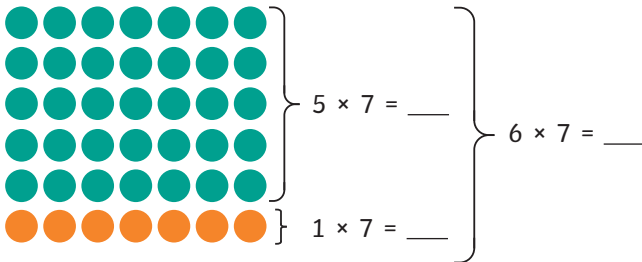
double

double

$$6 \text{ groups of } 6 = \square$$

$$11 \times 6 = \square$$

3) Use the array to complete the calculations.



4) Solve the calculations.

$$8 \times 6 = \underline{\quad} \quad 6 \times 7 = \underline{\quad}$$

$$54 \div \underline{\quad} = 6 \quad 18 \div 6 = \underline{\quad}$$

$$2 \times \underline{\quad} = 12 \quad 60 \div 6 = \underline{\quad}$$




6 Times Table and Division Facts



1)

a) Complete the sentences about the array.



There are ____ equal rows.

There are ____ in each row.

There are ____ altogether.

b) Write a fact family to match the array above.

$$\underline{\quad} \times \underline{\quad} = \underline{\quad} \quad \underline{\quad} \div \underline{\quad} = \underline{\quad}$$

$$\underline{\quad} \times \underline{\quad} = \underline{\quad} \quad \underline{\quad} \div \underline{\quad} = \underline{\quad}$$

2) Use doubling to calculate the missing multiples from the 3 and 6 times tables.

$$6 \text{ groups of } 3 = \square$$

$$11 \times 3 = \square$$

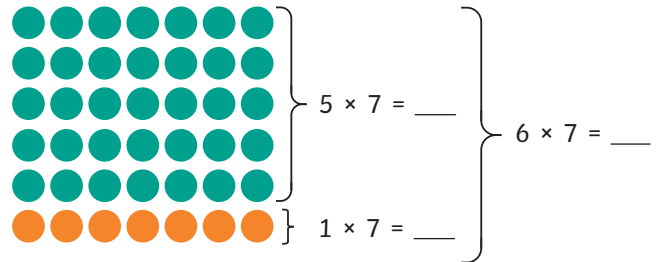
double

double

$$6 \text{ groups of } 6 = \square$$

$$11 \times 6 = \square$$

3) Use the array to complete the calculations.



4) Solve the calculations.

$$8 \times 6 = \underline{\quad} \quad 6 \times 7 = \underline{\quad}$$

$$54 \div \underline{\quad} = 6 \quad 18 \div 6 = \underline{\quad}$$

$$2 \times \underline{\quad} = 12 \quad 60 \div 6 = \underline{\quad}$$



6 Times Table and Division Facts



- 1) Priya has written out the fact family for 7×6 . Check her work. Then, correct and explain any mistakes she has made.

$$7 \times 6 = 42$$

$$6 \times 7 = 42$$

$$42 \div 6 = 7$$

$$7 \div 42 = 6$$



- 2) Are any of the statements true? Prove it.

I can work out each fact from the 6 times table by halving the corresponding fact from the 12 times table.



I can work out each fact from the 6 times table by adding together the corresponding facts from the 5 and 1 times table.

6 Times Table and Division Facts



- 1) Priya has written out the fact family for 7×6 . Check her work. Then, correct and explain any mistakes she has made.

$$7 \times 6 = 42$$

$$6 \times 7 = 42$$


$$42 \div 6 = 7$$

$$7 \div 42 = 6$$






- 2) Are any of the statements true? Prove it.

I can work out each fact from the 6 times table by halving the corresponding fact from the 12 times table.


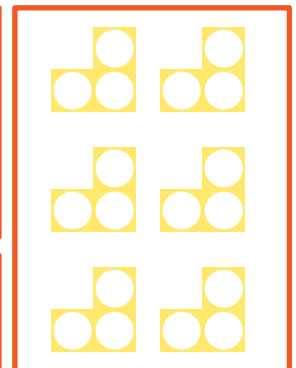



I can work out each fact from the 6 times table by adding together the corresponding facts from the 5 and 1 times table.

- 3) What is the same about these representations? Explain your reasoning.



- 3) What is the same about these representations? Explain your reasoning.



6 Times Table and Division Facts



1) Here are some clues for some multiples of 6 up to 12×6 .

a) Write the correct multiple of 6 next to each clue.

Clue	Number
When the digits of the multiple are multiplied, it makes 14.	
It is a number less than 30 that is a multiple of 3, 6 and 9.	
It is a multiple of both 6 and 7.	
The tens and ones digit are the same.	

b) Choose four more multiples of 6 that were not in the table above. Then, write clues for each multiple for a partner to solve.

Make sure the clues are specific enough so they only have one possible answer.

2) Use the 6 times table and division facts to solve this problem and work out the value of each shape.

×	2		6
	2		6
4			24
6		18	

=

=

=

=

=

3) Use two different methods to solve 11×6 .



6 Times Table and Division Facts



1) Here are some clues for some multiples of 6 up to 12×6 .

a) Write the correct multiple of 6 next to each clue.

Clue	Number
When the digits of the multiple are multiplied, it makes 14.	
It is a number less than 30 that is a multiple of 3, 6 and 9.	
It is a multiple of both 6 and 7.	
The tens and ones digit are the same.	

b) Choose four more multiples of 6 that were not in the table above. Then, write clues for each multiple for a partner to solve.

Make sure the clues are specific enough so they only have one possible answer.

2) Use the 6 times table and division facts to solve this problem and work out the value of each shape.

×	2		6
	2		6
4			24
6		18	

=

=

=

=

=

3) Use two different methods to solve 11×6 .

