



# Monster Phonics Parent's Workshop

Thursday 5<sup>th</sup> October 2023

# Aims



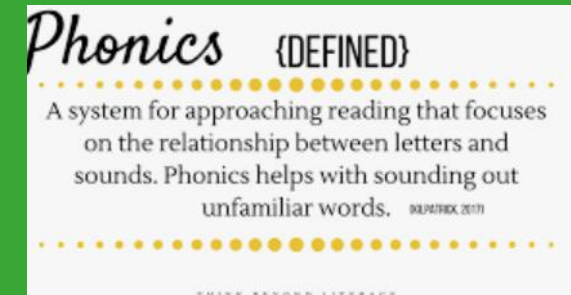
- To clarify what phonics is and why it is important
- To introduce Monster Phonics and how it works
- To show you what a Monster Phonics lesson looks like
- To explain how you can support your child's learning at home

# Why are we having a phonics parent's meeting?



- Phonics can seem complicated – we want to make sure you understand it so you can help your child
- Phonics is a very important part of your child's education, they will do better if we work together

# What is phonics?



Phonics is the relationship between letters and sounds.

It is a method used to teach children to learn to read and spell.

Children are **explicitly and systematically** taught the correspondences between letters and the sounds they make.

They are taught to **blend** individual sounds together to **read** words and **segment** the sounds in a word to **spell** it by identifying the individual sounds in it and representing these sounds using the correct letters.

*Phonics is accepted as the most effective way to teach children to read and spell.*



# Technical Vocabulary

## ➤ Phonemes

These are the smallest units of sound in a word.

There are 44+ phonemes in the English language.

## ➤ Graphemes

A grapheme is a symbol of a phoneme i.e. a letter or group of letters. There are 144 common graphemes.

## ➤ Digraphs and trigraphs

A *digraph* is 2 letters making 1 sound e.g. sh (ship)

A *trigraph* is 3 letters making 1 sound e.g. igh (light)

A *quadgraph* is 4 letters making 1 sound e.g. eigh (weight)

## ➤ Split vowel digraphs


They work in the same way as a digraph eg ie in tie but are split by 1 consonant as in time or tile

# Blending and Segmenting

**Blending** means putting sounds together, we use this to help us *read*.



**Segmenting** means breaking words down into their sounds, we use this to help us *spell*.



# What is Monster Phonics?



- Monster Phonics is our phonics programme
- Monster Phonics is systematic, progressive, fun and easy to understand due to the **monsters!**
- <https://www.youtube.com/watch?v=7sYzGJ1LeDQ>

# How do the monsters help?

- As we have mentioned there are 44+ sounds (phonemes) in the English language and they can be spelt in 144 different ways (graphemes).
- ***For example, the long vowel sound A has several different graphemes – a (acorn), a-e (cake), play (ay), ai (train),***
  - The monsters categorise sounds into 10 simple groups (characters).
- In addition to this, each group is **colour coded**.
- Monster phonics books use this code to support early reading.

Let's meet the monsters!

ay ai ei  
a-e eigh  
a ea  
ey



Angry Red A

ea ie ey ei  
ee i  
y e e-e  
i-e



Green Froggy

Moonstair  
Phonics

Moonstair  
Phonics  
monsterphonics.com

i-e

i

igh


y

ie

y-e



Yellow I



Miss Oh No

u-e

ew



ue

u

eu

U-hoo

Moonster  
Phonics

Moonster  
Phonics  
monsterphonics.com

oo ew ue  
u-e ou  
o ui  
u o-e  
eu



Cool Blue

ow




ou

Brown Owl

Monster Phonics

Monster Phonics  
monsterphonics.com



# Silent Ghosts

Monster Phonics

Monster Phonics  
monsterphonics.com

ere c oy le ear ir si  
al ti g oo air aw ave  
d o s a au oi dg  
ed er ar ture eer  
gh ure  
ssi ou  
ci ce



# Tricky Witch

k ss h l q v j w zz y  
r e u ll f x z th sh  
g c o b ff qu ch  
m d n ng st  
s a t p i ph or  
Black Cats ur or



# Classroom Environment

## 100 Words to Learn

make  
made day  
came they  
a



**Angry Red A**

we be me see  
she very  
he people



**Green Froggy**

my by like  
I'm time  
I



**Yellow I**

so oh don't  
no old  
go



**Miss Oh No**

into too  
do you  
to



**Cool Blue**

out about  
down house  
now



**Brown Owl**

when your  
have could



**Silent Ghosts**

was the there little  
is said their look  
as saw all looked  
his here her Mrs  
of asked Mr



**Tricky Witch**

some what  
come were  
called are  
one

a at not but can back that  
an up got for just went then  
in on get it's will with them  
it dad him off from this children  
if had mum and help  
big put




**Black Cats**

© Copyright Monster Phonics 2011

## 200 Words to Learn

away play gave  
way take  
say place  
may again  
great



**Angry Red A** narrator

need tree any sea really  
been trees many tea please  
keep he's floppy eat these  
feet we're only each key  
queen began baby  
green before every  
sleep because everyone  
three even suddenly



**Green Froggy**

fly why cried  
night white  
right inside  
I've liked  
I'll find  
giant



**Yellow I** giant

boat home clothes  
window over  
know most  
snow going  
grow cold  
told



**Miss Oh No** told

room school  
food two  
soon who  
through



**Cool Blue**

around mouse  
round shouted  
found how  
our town



**Brown Owl**

new use  
live  
horse  
more  
gone



**U-Hoo**

lived pulled head  
live door  
horse which  
more friends  
gone would  
different



**Silent Ghosts** different

jumped want car ever other coming love  
stopped wanted dark never mother magic something  
good water park river another dragon where  
took work hard under small animals once  
book girl garden better boy there's laughed  
looks birds us after can't bear thought  
looking first has air didn't eyes couldn't



**Tricky Witch**

or its end miss eggs fast that's  
arm hot top gran plants last think  
man dog yes wind long best thing  
ran did lots duck along must things  
fun red let next across fish king  
run bed let's stop still wish rabbit  
sun cat bad well stop still wish rabbit  
cat fox tell tell much morning  
sat box fell then grandad



**Black Cats**

Moonstever  
Phonics

<p><b>A</b></p> <p>a a-e ay ai ei eigh ea ey</p>  	<p><b>E</b></p> <p>e y ee ea ie ey ei e-e i-e</p>  	<p><b>I</b></p> <p>i i-e y igh ie y-e</p>  	<p><b>O</b></p> <p>o o-e oa ow oe ou</p> 	<p><b>U</b></p> <p>u u-e ew ue eu</p> 
<p><b>oo</b></p> <p>u o u-e oo ew ue ou ui o-e eu</p>   	<p><b>ow</b></p> <p>ow ou</p> <p>e o u t a g i l n m s p</p>  	<p><b>silent</b></p> <p>ea ve wh tch wr kn gn mb wh ore</p> 	<p><b>tricky</b></p> <p>ar er ir w-or (er) oo o (u) oy oi air ear aw au ear ure ...</p> 	<p><b>g dge (j)</b> c (s) le el al il (ul) al (or) ti (sh) w-a (o) w-ar (or) s (zsh)</p>

# What does a Monster Phonics lesson look like?


# Monster Phonic Books

- The children read Monster Phonic books that only contain graphemes and words the children have already learnt making these books fully accessible for children.
- In school, the children read a book closely matched to their reading level every week



# Reading with your child at home...

- Reception Class children are initially given a Monster Phonic Foundation Book
- When your child begins to accurately blend and segments words in school they will begin to bring home Stage 1 Monster Phonic books



# Reading at home...

- In Key Stage One your child will be assessed each half term in order to closely match their reading ability to a Monster Phonic Stage.
- The aim is that your child can read 90% of the words in their books fluently and are therefore able to celebrate their reading ability with you at home.
- We encourage children to read at least four times a week at home.

# Any questions?

- Please feel free to ask now.
- Alternatively, all members of staff are more than happy to spend time answering any questions or queries you have.
- Please just speak to them before or after school and a time can be arranged.

*Thank you for your time and support.*