





<p><b><u>Camouflage</u></b></p> <p>Get camouflaged, paint your face, stick twigs in your hair and blend in with the environment.</p>	<p><b><u>Write a letter to an Environmental pressure group</u></b></p> <p>Find out about the work of an environmental pressure group or green charity eg, SAS, Greenpeace, Friends of the Earth...)</p> <p>Write a letter congratulating them for all the good work they do.</p>	<p><b><u>The Solar System</u></b></p> <p>Make a model of the solar system using junk materials</p> <p>Or</p> <p>Design a new spaceship or create the latest 'on trend' outfit for a fashion conscious astronaut.</p>	<p><b><u>Keep an Eco Diary</u></b></p> <p>Keep a log of all the things you do over the course of 1 week that have an impact on the environment (eg, using electricity, driving to school, eating out of season food, throwing something away, running water while you brush your teeth...).</p>	<p><b><u>Flower Power</u></b></p> <p>Go out on a walk and collect 15 different flowers. Press them and then stick them on some paper. Identify and label each leaf</p>
<p><b><u>Maths and problem solving</u></b></p> <p>Compile a table of information about the planets. You can include data such as which is the largest planet, heaviest planet, distances from the sun and much more</p>	<p><b><u>Get to Know Your Bible</u></b></p> <p>You could create a presentation based on what you have learnt about the Bible, complete a book review, retell your favourite parable or challenge yourself to read part of the bible you haven't read before.</p>			<p><b><u>Natural environment</u></b></p> <p>Make a small collage or take a photo of some environmental art. Create it using natural resources that you have foraged for from your garden, park or on an expedition.</p>
<p><b>AUTUMN TERM—PLANET EARTH</b></p> <p><b>Year 5's Learning Log Grid</b></p> <p>Choose 3 of the tasks to complete and hand in by <b>Friday 12th December 2025</b>. Each task should fit into no more than a double page in your Learning Log book.</p> <p><b>Have Fun!!</b></p>				
<p><b><u>Global warming-fact or fiction?</u></b></p> <p>Find out about each side of this debate and write a balanced argument about the issue.</p>	<p><b><u>Science and the outside environment</u></b></p> <p>Compare the survival needs of animals living in two different environments eg Arctic fox and desert fox or Polar bear and Brown bear.</p>	<p><b><u>Carbon footprint</u></b></p> <p>Calculate your household's carbon footprint.</p> <p><a href="http://carboncalculator.direct.gov.uk/index.htm">http://carboncalculator.direct.gov.uk/index.htm</a></p>	<p><b><u>Research an animal in its habitat!</u></b></p> <p>Research the plants and animals that live in a rainforest.</p> <p>Create food chains or food webs to show how the energy is transferred.</p>	
				

## Class 5's Learning Log Grid

Here are your learning log tasks for the Autumn term.

As always, the tasks are deliberately open to enable you and your child to work in a way that suits individual learning preferences and to be considerate of variations in your available time as a family.

If your child enjoys working artistically, you could create a junk model solar system. If they enjoy working on devices, I recommend using the search engine <https://www.topmarks.co.uk/> where you will find many educational games such as 'Hit The Button' which is great for practising tables. Times Table Rockstars is also popular too!

We are not expecting huge projects to be completed. The Learning Log is an opportunity for your child to share their learning with you or practise key skills.

Please do keep completed work to no more than a double page in the Learning Log book and if it is a practical task you chose, photographs would be a great way to evidence all the hard work that has taken place.

If you have any questions you can contact us via email [class5@st-annes.notts.sch.uk](mailto:class5@st-annes.notts.sch.uk) or leave a message with the office and one of us will call you back.

Thank you for your continued support, Mrs Adams

